NOTE:
FOR ROOF OPENING REFER TO ARCHITECTURAL DRAWINGS.

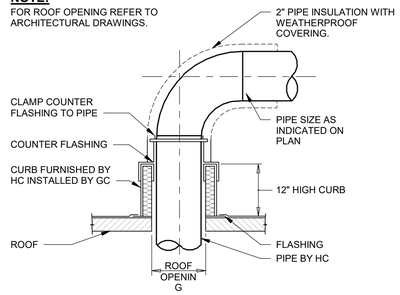

1 PIPE THRU ROOF
NOT TO SCALE

NOTE:
FOR ROOF OPENING REFER TO ARCHITECTURAL DRAWINGS.

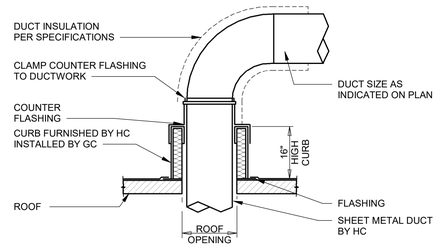

2 DUCT THRU ROOF (RECTANGULAR)
NOT TO SCALE

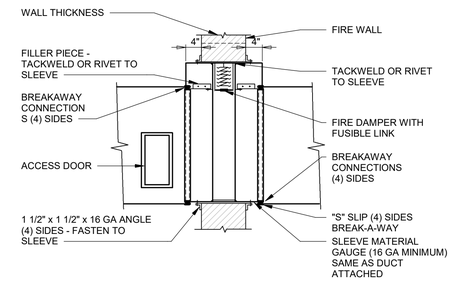

3 FIRE DAMPER (WALL MOUNTED)
NOT TO SCALE

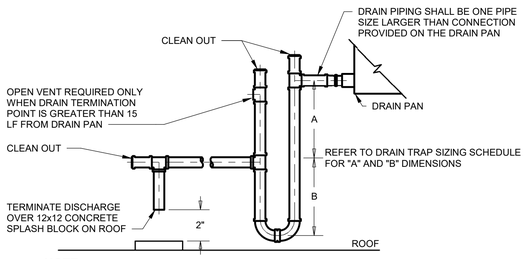

NOTE:
DRAIN PAN MAY BE LOCATED IN THE NEGATIVE OR POSITIVE PRESSURE AREA OF THE AIR STREAM. REFER TO DRAIN TRAP SIZING SCHEDULE FOR DIMENSIONAL DATA REQUIRED FOR SPECIFIC DRAIN LOCATION.

DIMENSION	DRAIN TRAP LOCATIONS FOR NEGATIVE PRESSURE	DRAIN TRAP LOCATIONS FOR POSITIVE PRESSURE
A	TOTAL AHU SP ± 1 (4" MINIMUM)	2"
B	4"	TOTAL AHU SP ± 1 (4" MINIMUM)

CONDENSATE DRAIN TRAP SIZING SCHEDULE

4 EXTERIOR CONDENSATE DRAIN TRAP PIPING DETAIL
NOT TO SCALE

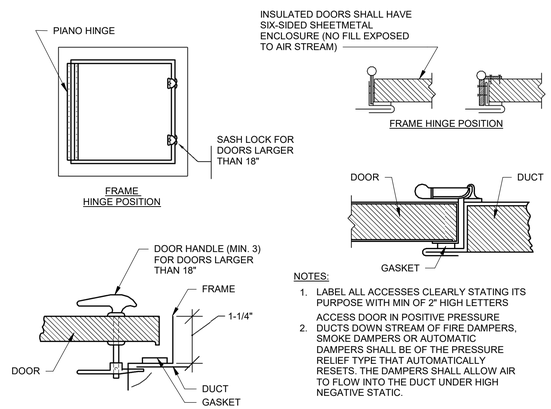

NOTES:
1. LABEL ALL ACCESSES CLEARLY STATING ITS PURPOSE WITH MIN OF 2" HIGH LETTERS
2. ACCESS DOOR IN POSITIVE PRESSURE DUCTS DOWN STREAM OF FIRE DAMPERS, SMOKE DAMPERS OR AUTOMATIC DAMPERS SHALL BE OF THE PRESSURE RELIEF TYPE THAT AUTOMATICALLY RESETS. THE DAMPERS SHALL ALLOW AIR TO FLOW INTO THE DUCT UNDER HIGH NEGATIVE STATIC.

5 DUCT ACCESS DOOR DETAIL
NOT TO SCALE

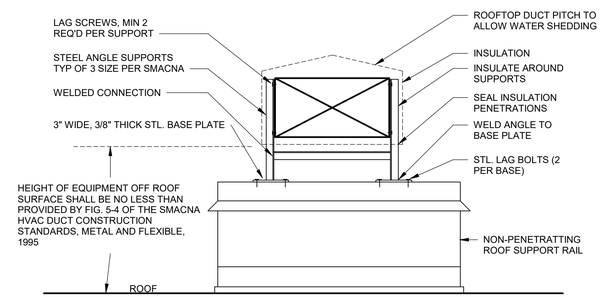

NOTE:
1. HOT DIPPED GALVANIZED FASTENERS, STEEL SHAPES, AND SUPPORTS SHALL BE USED.

6 ROOFTOP DUCT/PIPE SUPPORT
NOT TO SCALE

H.F. LENZ COMPANY
ENGINEERING
1407 Scalp Avenue
Johnstown, PA 15904-3329
Phone: 814-269-9300
FAX: 814-269-9301
www.hflenz.com

Seal:

Seal:



Project Identification:

COSHOCTON PUBLIC LIBRARY
655 MAIN STREET
COSHOCTON, OHIO 43812

BID DOCUMENTS

ISSUES

REVISIONS

Sheet Title:
MECHANICAL DETAILS

Project Number:	2022-0204.01
Drawn By:	BSH
Checked By:	LES
Date:	12/23/22

Copyright: © 2022 H. F. LENZ COMPANY

Drawing Number

M500

12/21/2022 10:42:09 AM \\office-fs\pw-01\revit_user_local\MEP-2022-0204.01_R22_bhumaker#QDC2.rvt